

GAS FILLED TRIODE

EN31

Thyratron for use in H.F. time bases
and control equipment.

HEATER

V_h	6.3	V
I_h	1.3	A

CAPACITANCES

c_{in}	6.1	μF
c_{out}	4.2	μF
c_{a-g}	2.3	μF
c_{g-h}	<1.5	μF

OPERATING CONDITIONS AS TRIODE

V_{a-g} pk max.	1,500	V
V_a pk max.	1000	V
I_a max.	10	mA
i_a pk max.	750	mA
R_g min.	750	Ω/V
R_g max.	0.75	M Ω
V_{h-k} max ^x	100	V
Valve voltage drop	33	V
Control ratio	35	
Max. operating frequency	150	Kc/s

^x Cathode always positive with respect to heater

OPERATING CONDITIONS AS HALF WAVE RECTIFIER. (Grid connected to cathode)

V_a max.	350	V
I_{out} max.	40	mA
Min. limiting resistance	100	Ω
Max. reservoir capacitance	6	μF
V_{h-k} max.	100	V

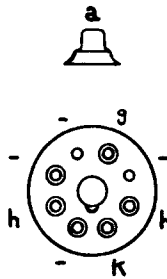
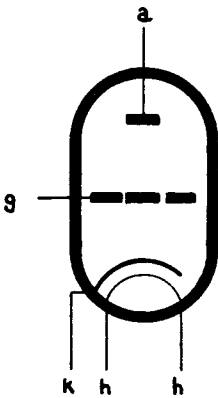


EN31

GAS-FILLED TRIODE

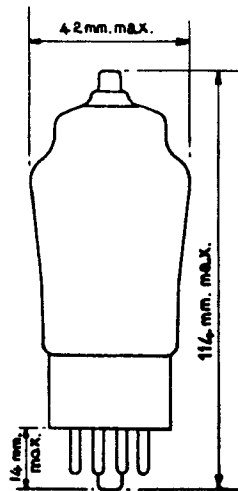
*Thyratron for use in H.F. time bases
and control equipment.*

ARRANGEMENT OF ELECTRODES
AND BASE CONNECTIONS



OCTAL BASE

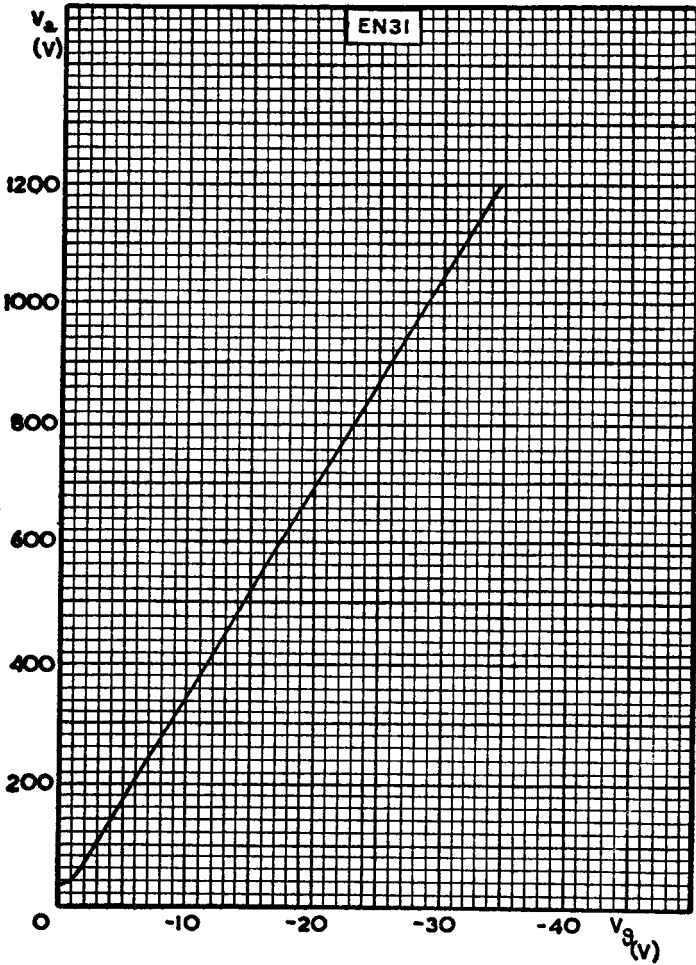
DIMENSIONS



GAS-FILLED TRIODE

Thyratron for use in H.F. time bases
and control equipment.

EN31



EN31

GAS-FILLED TRIODE

Thyratron for use in H.F. time bases
and control equipment.

