



THYRATRON

DESCRIPTION

The FG-67 is a mercury-vapor thyatron with an intermediate control characteristic. This tube is particularly designed for use in inverter circuits where a short deionization time is required.

TECHNICAL INFORMATION

These data are for reference only. For design information refer to specifications.

GENERAL CHARACTERISTICS

Number of electrodes.....3

Electrical

Cathode—Indirectly heated type

Voltage.....	5.0	volts
Current, approx.....	4.5	amperes
Heating time, typical.....	5	minutes
Peak voltage drop, typical.....	16	volts
Approximate control characteristics		
Anode voltage.....	100	1000 volts
Grid voltage.....	+3.0	-0.5 volts
Anode to grid capacitance, approx.....	6.5	micromicrofarads
Ionization time, approx.....	20	microseconds
Deionization time, approx.....	100	microseconds


Electronic
TUBE

GENERAL  ELECTRIC

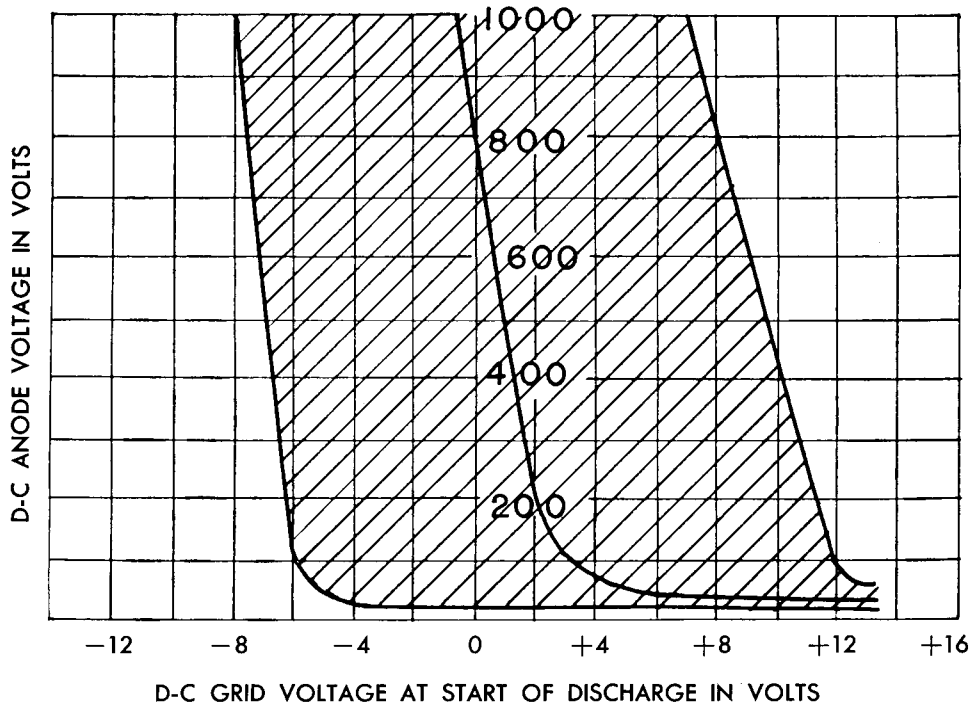
TECHNICAL INFORMATION (CONT'D)

Mechanical

Net weight, approx.....	4 ounces
Shipping weight, approx.....	3 pounds
Mounting position.....	vertical, base down

MAXIMUM RATINGS

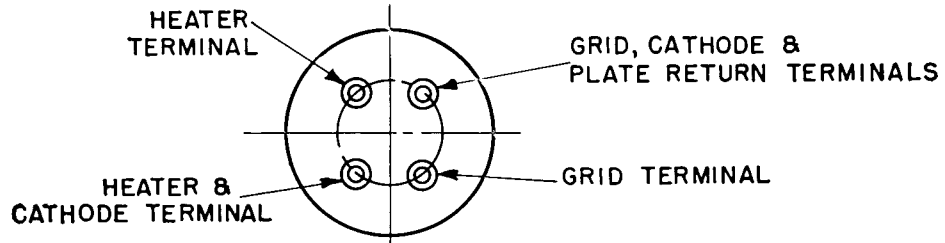
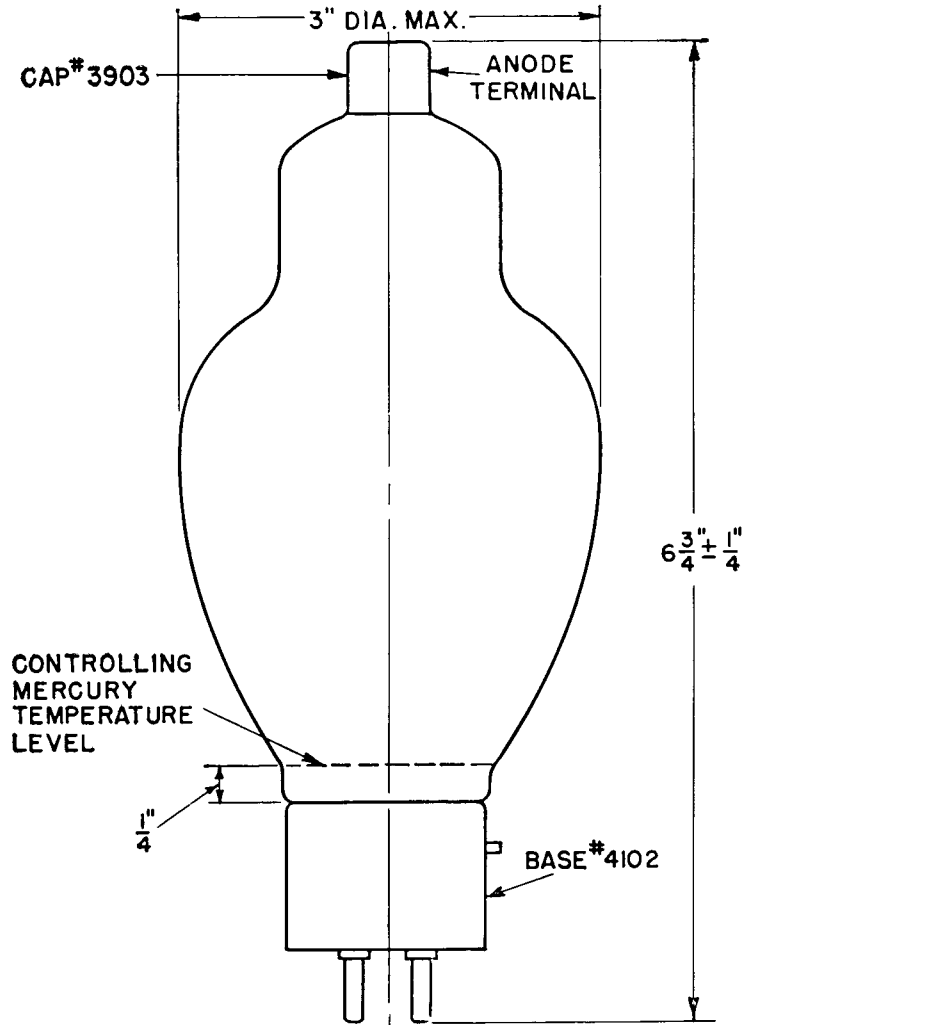
Maximum peak anode voltage	
Inverse.....	1000 volts
Forward.....	1000 volts
Maximum negative grid voltage	
Before conduction.....	500 volts
During conduction.....	5 volts
Maximum anode current	
Instantaneous, 25 cycles and above.....	15 amperes
Instantaneous, below 25 cycles.....	5.0 amperes
Average.....	2.5 amperes
Surge, for design only.....	200 amperes
Duration of surge current.....	0.1 second
Maximum grid current	
Instantaneous.....	1.0 ampere
Average.....	0.25 ampere
Maximum time of averaging current.....	15 seconds
Temperature limits, condensed mercury.....	+40 to +80 centigrade
Recommended temperature, condensed mercury.....	+40 centigrade



K-6966437

9-22-43

THYRATRON FG-67
 TYPICAL CONTROL CHARACTERISTICS
 SHADED AREA SHOWS RANGE OF CHARACTERISTICS
 CONDENSED HG TEMPERATURE 40 C



OUTLINE
THYRATRON FG-67

Electronics Department
GENERAL  ELECTRIC
Schenectady, N. Y.