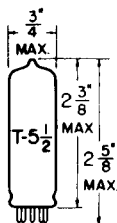


## TUNG-SOL

### DOUBLE-DIODE TRIODE

MINIATURE TYPE



GLASS BULB

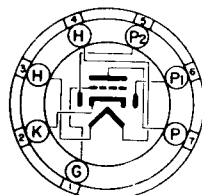
COATED UNIPOTENTIAL CATHODE

HEATER

6.3 VOLTS 300 MA.

AC OR DC

ANY MOUNTING POSITION



BOTTOM VIEW

MINIATURE BUTTON  
7 PIN BASE

79T

THE 6BK6 IS A HIGH-MU DOUBLE DIODE TRIODE USING THE 7 PIN MINIATURE CONSTRUCTION. THE HIGH PERVEANCE DIODES GIVE GOOD RECTIFICATION EFFICIENCY AT LOW SIGNALS AND THE DIODE SHIELDING REDUCES UNDESIRABLE AUDIO COUPLING BETWEEN DIODES AND TRIODE.

### DIRECT INTERELECTRODE CAPACITANCES

	WITHOUT SHIELD	WITH SHIELD <sup>A</sup>	
DIODE #1 OR DIODE #2 TO CATHODE: (1P OR 2P TO K)	1	1	μf
DIODE #1 TO GRID: (1P TO G)	0.013	0.01	μf

<sup>A</sup> WITH RMA SHIELD #316 CONNECTED TO CATHODE.

### RATINGS

INTERPRETED ACCORDING TO RMA STANDARD NB-210

HEATER VOLTAGE	6.3	VOLTS
MAXIMUM HEATER-CATHODE VOLTAGE	90	VOLTS
MAXIMUM PLATE VOLTAGE	300	VOLTS
MAXIMUM POSITIVE DC GRID VOLTAGE	0	VOLTS
AVERAGE DIODE CURRENT EACH PLATE WITH 10 VOLTS DC APPLIED	4	MA.
MAXIMUM DIODE CURRENT EACH PLATE FOR CONTINUOUS OPERATION	1	MA.

### TYPICAL OPERATING CONDITIONS AND CHARACTERISTICS

#### CLASS A<sub>1</sub> AMPLIFIER

HEATER VOLTAGE	6.3	6.3	VOLTS
HEATER CURRENT	300	300	MA.
PLATE VOLTAGE	100	250	VOLTS
GRID VOLTAGE	-1	-2	VOLTS
PLATE CURRENT	0.5	1.2	MA.
PLATE RESISTANCE	80 000	62 500	OHMS
TRANSCONDUCTANCE	1 250	1 600	μMHMS
AMPLIFICATION FACTOR	100	100	

# 6BK6 (12BK6, 26BK6)

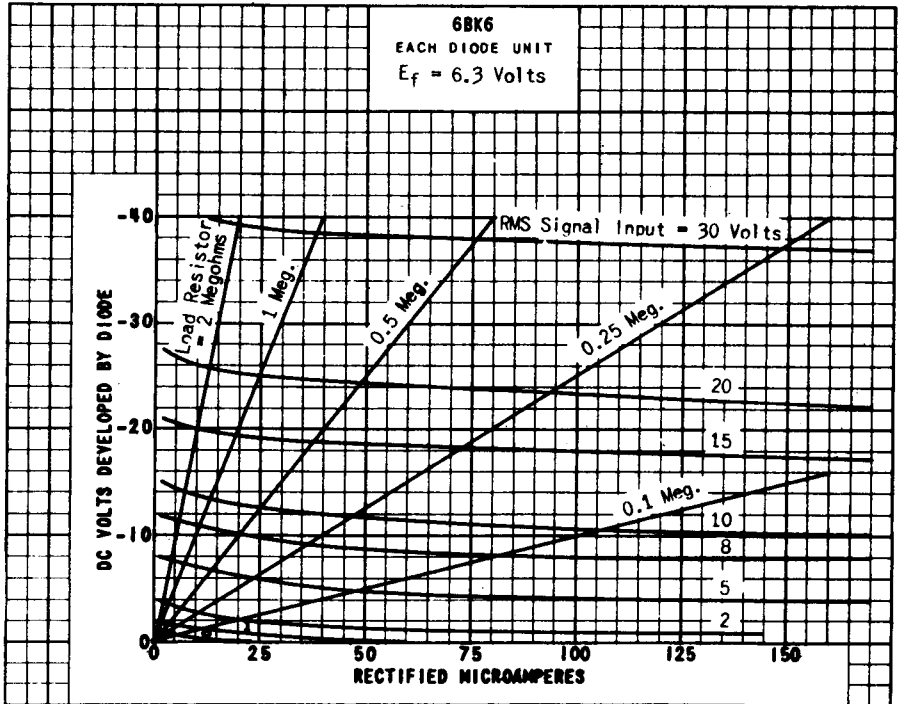
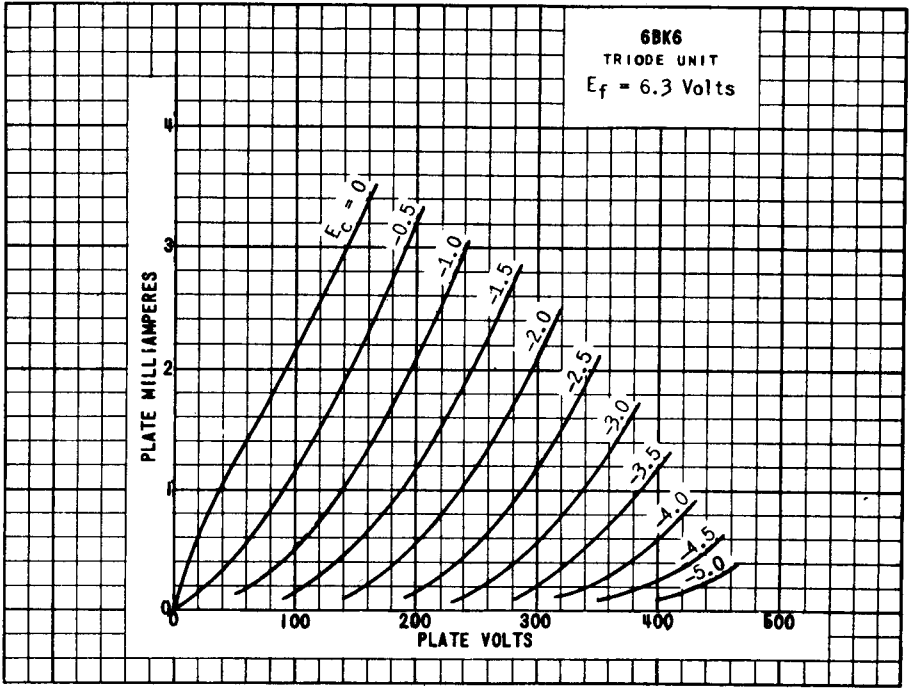
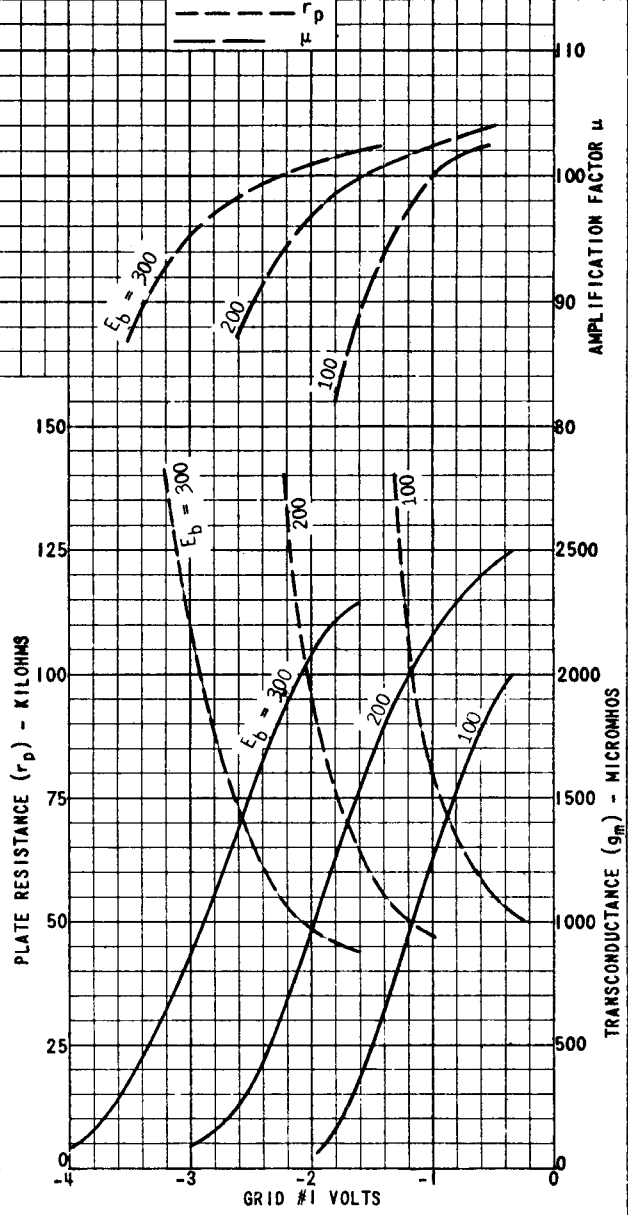


PLATE  
#333  
FEB. 1  
1950

**6BK6**  
 TRIODE UNIT  
 $E_f = 6.3$  Volts  
 ———  $g_m$   
 - - - -  $r_p$   
 ———  $\mu$



PRINTED IN U. S. A.

PLATE 2334 FEB. 1 1950