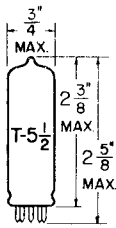


TUNG-SOL

DOUBLE-DIODE TRIODE

MINIATURE TYPE



GLASS BULB

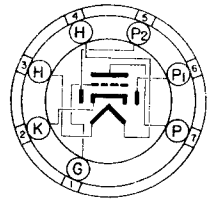
COATED UNIPOTENTIAL CATHODE

HEATER

26.5 VOLTS 70 MA.

AC OR DC

ANY MOUNTING POSITION



BOTTOM VIEW
MINIATURE BUTTON
7 PIN BASE

78T

THE 26BK6 IS A HIGH-MU DOUBLE DIODE TRIODE USING THE 7 PIN MINIATURE CONSTRUCTION. THE HIGH PERVEANCE DIODES GIVE GOOD RECTIFICATION EFFICIENCY AT LOW SIGNALS AND THE DIODE SHIELDING REDUCES UNDESIRABLE AUDIO COUPLING BETWEEN DIODES AND TRIODE.

DIRECT INTERELECTRODE CAPACITANCES

	WITHOUT SHIELD	WITH SHIELD ^A	
DIODE #1 OR DIODE #2 TO CATHODE: (1P OR 2P TO K)	1	1	μmf
DIODE #1 TO GRID: (1P TO G)	0.013	0.01	μmf

^A WITH RMA SHIELD #316 CONNECTED TO CATHODE.

RATINGS

INTERPRETED ACCORDING TO RMA STANDARD M8-210

HEATER VOLTAGE	26.5	VOLTS
MAXIMUM HEATER-CATHODE VOLTAGE	90	VOLTS
MAXIMUM PLATE VOLTAGE	300	VOLTS
MAXIMUM POSITIVE DC GRID VOLTAGE	0	VOLTS
AVERAGE DIODE CURRENT EACH PLATE WITH 10 VOLTS DC APPLIED	4	MA.
MAXIMUM DIODE CURRENT EACH PLATE FOR CONTINUOUS OPERATION	1	MA.

TYPICAL OPERATING CONDITIONS AND CHARACTERISTICS

CLASS A₁ AMPLIFIER

HEATER VOLTAGE	26.5	26.5	VOLTS
HEATER CURRENT	70	70	MA.
PLATE VOLTAGE	100	250	VOLTS
GRID VOLTAGE	-1	-2	VOLTS
PLATE CURRENT	0.5	1.2	MA.
PLATE RESISTANCE	80 000	62 500	OHMS
TRANSCONDUCTANCE	1 250	1 600	μMHOS
AMPLIFICATION FACTOR	100	100	

PRINTED IN U. S. A.

PLATE
2348
FEB. 1
1950

26BK6 (6BK6, 12BK6)

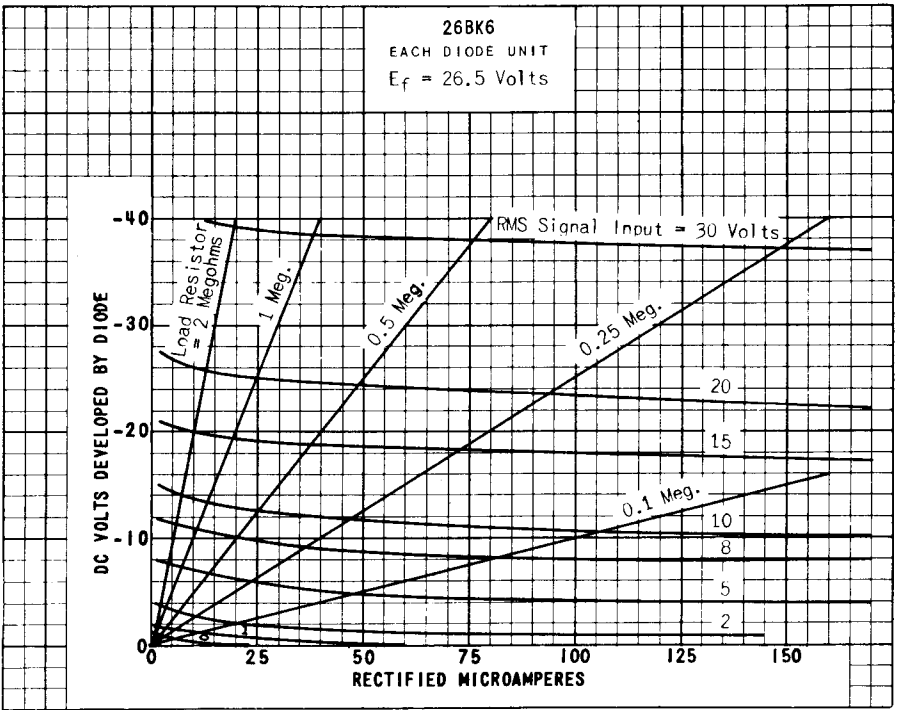
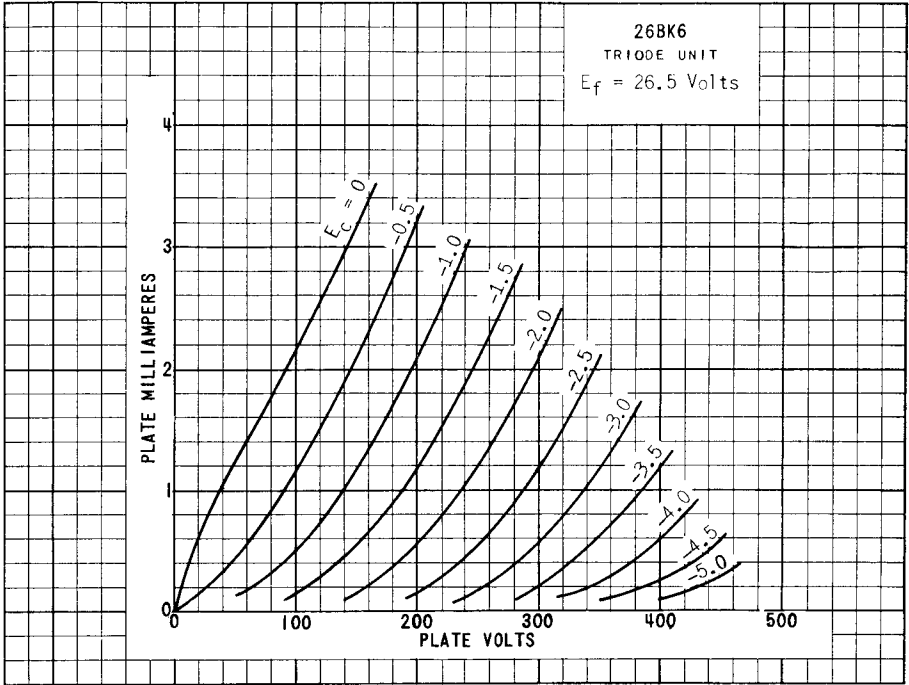
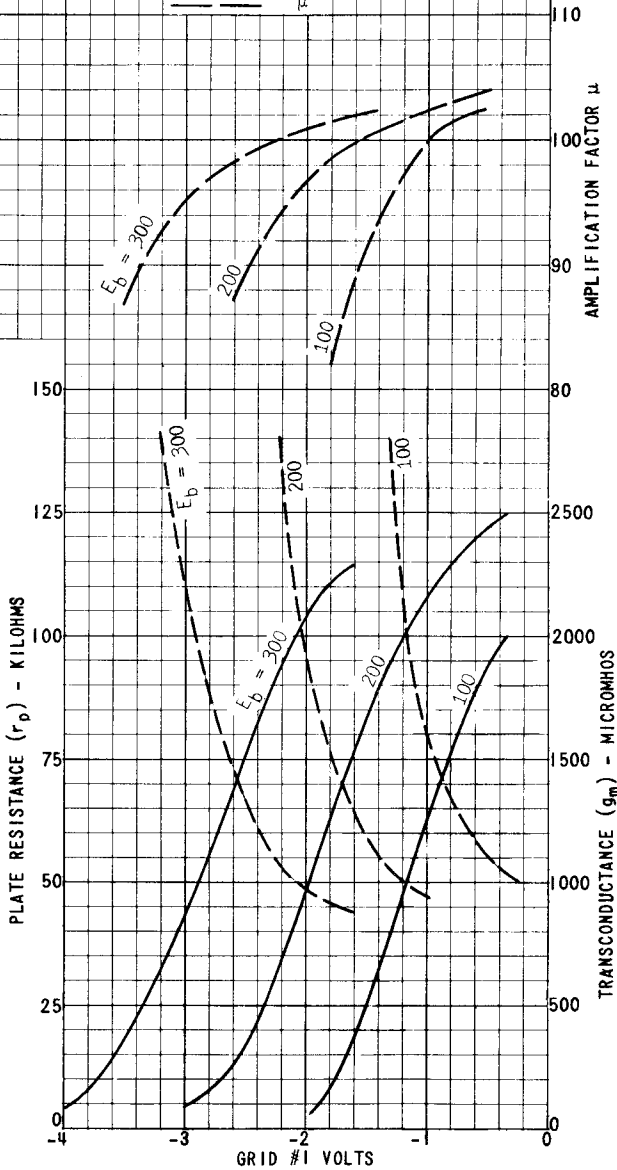


PLATE
2349
FEB. 1
1950

26BK6
 TRIODE UNIT
 $E_f = 26.5$ Volts

— g_m
 - - - r_p
 — μ



PRINTED IN U. S. A.

PLATE 2350
FEB. 1 1950