

TUNG-SOL

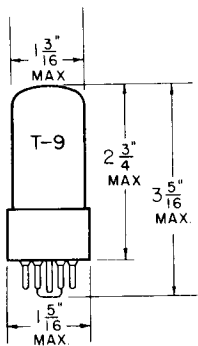
PENTODE POWER AMPLIFIER

COATED FILAMENT

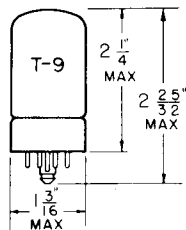
1.4 VOLTS 0.05 AMPERE

DC

GLASS BULB




1A5GT/G



1LA4

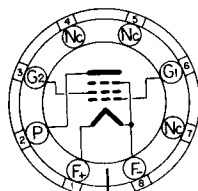
ANY MOUNTING POSITION



BOTTOM VIEW

INTERMEDIATE SHELL

7-PIN OCTAL BASE



BOTTOM VIEW

LOCKING-IN

8-PIN

RATINGS

INTERPRETED ACCORDING TO RMA STANDARD W8-210

MAXIMUM PLATE VOLTAGE	110	VOLTS
MAXIMUM SCREEN VOLTAGE	110	VOLTS
MAXIMUM CATHODE CURRENT	6.0	MA.

TYPICAL OPERATING CONDITIONS AND CHARACTERISTICS

CLASS A₁ AMPLIFIER

PLATE VOLTAGE	85	90	VOLTS
SCREEN VOLTAGE	85	90	VOLTS
GRID VOLTAGE ^A	-4.5	-4.5	VOLTS
PEAK A-F GRID VOLTAGE	4.5	4.5	VOLTS
ZERO-SIG. PLATE CURRENT	3.5	4.0	MA.
MAXIMUM SIG. PLATE CURRENT	3.5	4.0	MA.
ZERO-SIG. SCREEN CURRENT	0.7	0.8	MA.
MAXIMUM SIG. SCREEN CURRENT	1.0	1.1	MA.
PLATE RESISTANCE	0.3	0.3	MEG OHM
TRANSCONDUCTANCE	800	850	μMHOS
LOAD RESISTANCE	25 000	25 000	OHMS
TOTAL HARMONIC DISTORTION	10	7.0	PER CENT
MAXIMUM SIG. POWER OUTPUT	100	115	MW.

^A RETURN TO NEGATIVE FILAMENT

PRINTED IN U. S. A.

PLATE
1531
JAN. 15
1945

1LA4 (1A5GT/G)

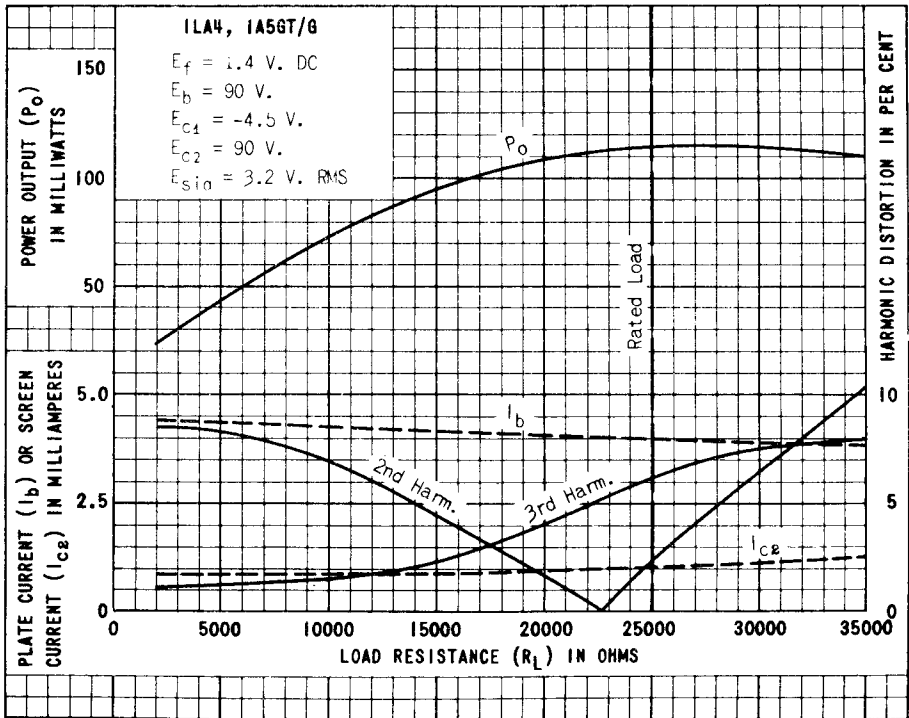
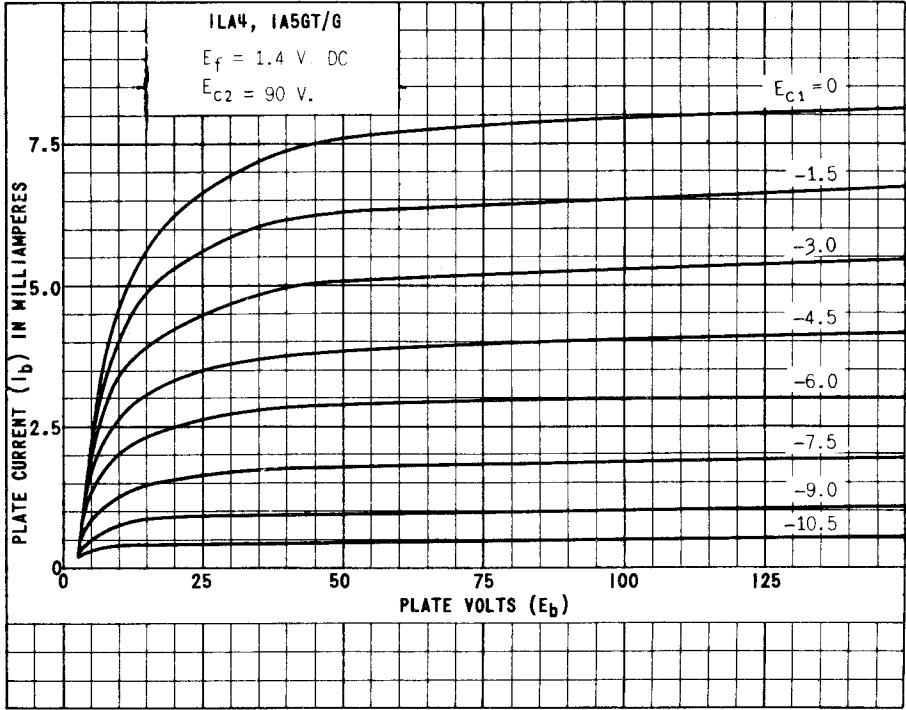


PLATE
 1532
 JAN. 15
 1945