

Photomultiplier Tube

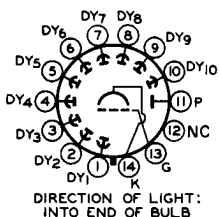
10-STAGE, HEAD-ON, FLAT-FACEPLATE TYPE HAVING S-11 RESPONSE
1.68 INCH MINIMUM DIAMETER CURVED PHOTOCATHODE

For Use in Scintillation Counters for the Detection and Measurement of Nuclear Radiation and Other Low-Level Light Sources

The 2062 is identical to type 6655A in all respects except that it is supplied with a medium-shell diheptal base attached to flexible leads to facilitate testing. After testing, the attached base should be removed prior to installing the 2062 in a given system.

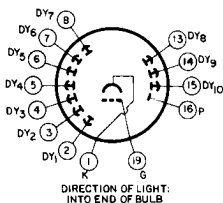
BASING DIAGRAM (Bottom View) With Base Attached

- Pin 1 - Dynode No.1
- Pin 2 - Dynode No.2
- Pin 3 - Dynode No.3
- Pin 4 - Dynode No.4
- Pin 5 - Dynode No.5
- Pin 6 - Dynode No.6
- Pin 7 - Dynode No.7
- Pin 8 - Dynode No.8
- Pin 9 - Dynode No.9
- Pin 10 - Dynode No.10
- Pin 11 - Anode
- Pin 12 - No Connection
- Pin 13 - Focusing Electrode
- Pin 14 - Photocathode



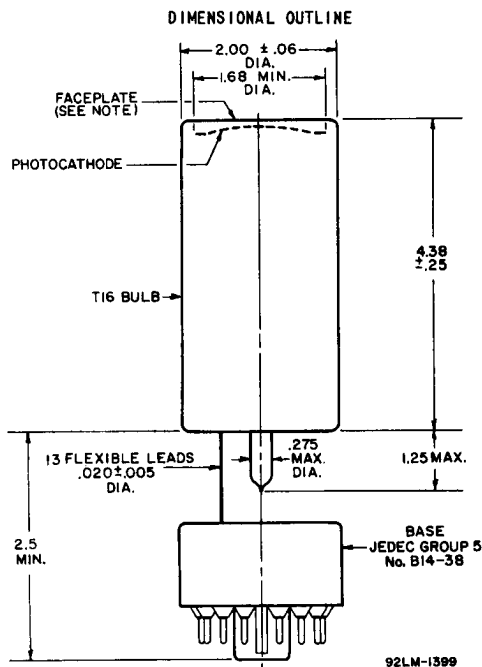
TERMINAL CONNECTIONS (Bottom View) With Base Removed

- Lead 1 - Photocathode
- Lead 2 - Dynode No.1
- Lead 3 - Dynode No.2
- Lead 4 - Dynode No.3
- Lead 5 - Dynode No.4
- Lead 6 - Dynode No.5
- Lead 7 - Dynode No.6
- Lead 8 - Dynode No.7
- Lead 13 - Dynode No.8
- Lead 14 - Dynode No.9
- Lead 15 - Dynode No.10
- Lead 16 - Anode
- Lead 19 - Focusing Electrode



92LS-1397





DIMENSIONS IN INCHES

Note: Within 1.68-inch diameter, deviation from flatness of external surface of faceplate will not exceed 0.010-inch from peak to valley.

