

TRIODE for use as H.F. and L.F. amplifier and oscillator
 TRIODE pour utilisation comme amplificatrice H.F. et B.F. et oscillatrice
 TRIODE zur Verwendung als H.F. und N.F. Verstärker und Oszillator

Filament : thoriated tungsten
 Filament : tungstène thorié
 Heizfaden: thoriertes Wolfram

Heating : direct
 Chauffage: direct
 Heizung : direkt

Vf = 12 V
 If = 8,5 A

Capacitances
 Capacités
 Kapazitäten

Ca = 7 pF
 Cg = 15 pF
 Cag = 8 pF

Typical characteristics
 Caractéristiques typiques
 Kenndaten

μ = 31
 $S (I_a=150 \text{ mA}) = 8 \text{ mA/V}$

λ	Freq.	C teleg.		B teleph.		Can.mod.		B mod. ¹⁾		
		Mc/s	Va (V)	Wo (W)	Va (V)	Wo (W)	Va (V)	Wo (W)	Va (V)	Wo (W)
>15	<20		3000	1200	3000	200	2500	720	3000	1750
5	60		2600	975			2100	568	2500	1400
									2000	1000

Limiting values
 Caractéristiques limites
 Grenzdaten

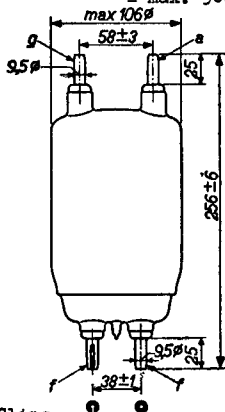
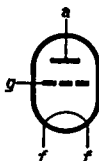
Va = max. 3000 V
 Wa { $\lambda > 15 \text{ m}$ } = max. 500 W
 { $\lambda < 15 \text{ m}$ } = max. 450 W
 Wg = max. 40 W
 Rg = max. 10 k Ω
 Ik = max. 700 mA
 Ikp = max. 2800 mA

¹⁾ Two valves; deux tubes; zwei Röhren

Temperature of pin seals
 Température des scelléments des broches = max. 220 °C
 Temperatur der Stifteneinschmelzungen

Bulb temperature
 Température de l'ampoule = max. 300 °C
 Kolbentemperatur

Dimensions in mm
 Dimensions en mm
 Abmessungen in mm



Socket
 Support 40204
 Fassung

Clips
 Bornes de connexion 40626
 Anschlussklemmen

Key
 Clé 40608
 Schlüssel

Mounting position: vertical with base up¹⁾ or down
 Montage : vertical avec pied en haut¹⁾ ou en bas
 Einbau : senkrecht mit Fuss oben¹⁾ oder unten

Net weight
 Poids net 0,5 kg
 Nettogewicht

Shipping weight
 Poids brut 1,5 kg
 Bruttogewicht

¹⁾ In that case the tube should be supported
 Dans ce cas le tube doit être supporté
 In diesem Fall ist die Röhre zu stützen

Operating conditions H.F. class C telegraphy
 Caractéristiques d'utilisation H.F. classe C télé-
 graphie
 Betriebsdaten H.F. Klasse C Telegraphie

λ	=	>15	5 ¹⁾	m
V_a	=	3000	2600	V
V_g	=	-200	-200	V
I_a	=	550	1060	mA
I_g	=	50	115	mA
V_{gp}	=	400	400	V
W_{ig}	=	20	46	W
W_{ia}	=	1650	2750	W
W_a	=	450	800	W
W_o	=	1200	1950	W
η	=	72,5	71	%

Operating conditions H.F. class B telephony
 Caractéristiques d'utilisation H.F. classe B télé-
 phonie
 Betriebsdaten H.F. Klasse B Telephonie

λ	=	>15	m
V_a	=	3000	V
V_g	=	-90	V
I_a	=	220	mA
V_{gp}	=	127	V
W_{ia}	=	660	W
W_a	=	460	W
W_o	=	200	W
η	=	30	%

m	=	100	%
I_g	=	80	mA
W_{ig}	=	20	W

¹⁾ Two valves; deux tubes; zwei Röhren

Operating conditions H.F. class C anode modulation
 Caractéristiques d'utilisation H.F. classe C modulation d'anode

Betriebsdaten H.F. Klasse C Anodenmodulation

λ	=	>15	5 ¹⁾	m
V_a	=	2500	2100	V
V_g	=	-250	-250	V
I_a	=	400	750	mA
I_g	=	80	160	mA
V_{gp}	=	480	480	V
W_{ig}	=	38	76	W
W_{ia}	=	1000	1575	W
W_a	=	280	440	W
W_o	=	720	1135	W
η	=	72	72	%

m	=	100	100	%
W_{mod}	=	500	790	W

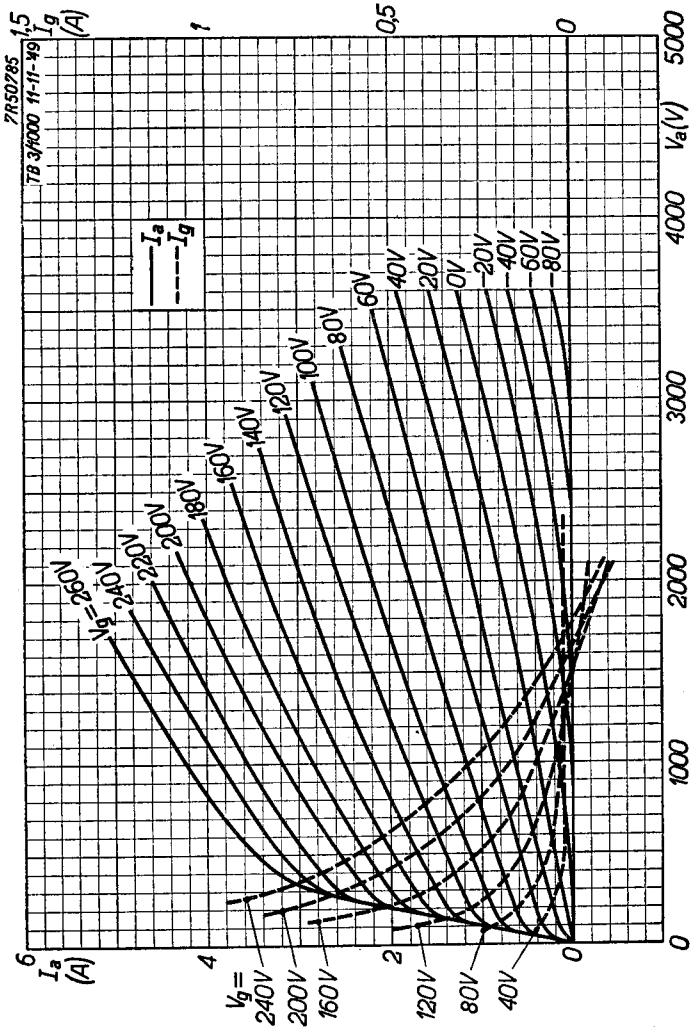
Operating conditions as L.F. class B amplifier and modulator, two valves

Caractéristiques d'utilisation comme amplificateur et modulateur B.F. classe B, deux tubes

Betriebsdaten als N.F. Verstärker und Modulator Klasse B, zwei Röhren

V_a	=	3000	2500	2000	V
V_g	=	-75	-60	-50	V
R_{aa}	=	8,2	6,6	5,08	k Ω
V_{gpp}	=	0 390	0 360	0 340	V
I_a	=	2x65 2x430	2x80 2x430	2x50 2x400	mA
I_g	=	0 2x25	0 2x25	0 2x28	mA
W_{ig}	=	0 2x5	0 2x5	0 2x5	W
W_{ia}	=	2x195 2x1290	2x200 2x1075	2x100 2x800	W
W_a	=	2x195 2x415	2x200 2x375	2x100 2x300	W
W_o	=	0 1750	0 1400	0 1000	W
d_{tot}	=	- 1,5	- 1,6	- 1,2	%
η	=	- 68	- 65	- 62,5	%

¹⁾ Two valves; deux tubes; zwei Röhren

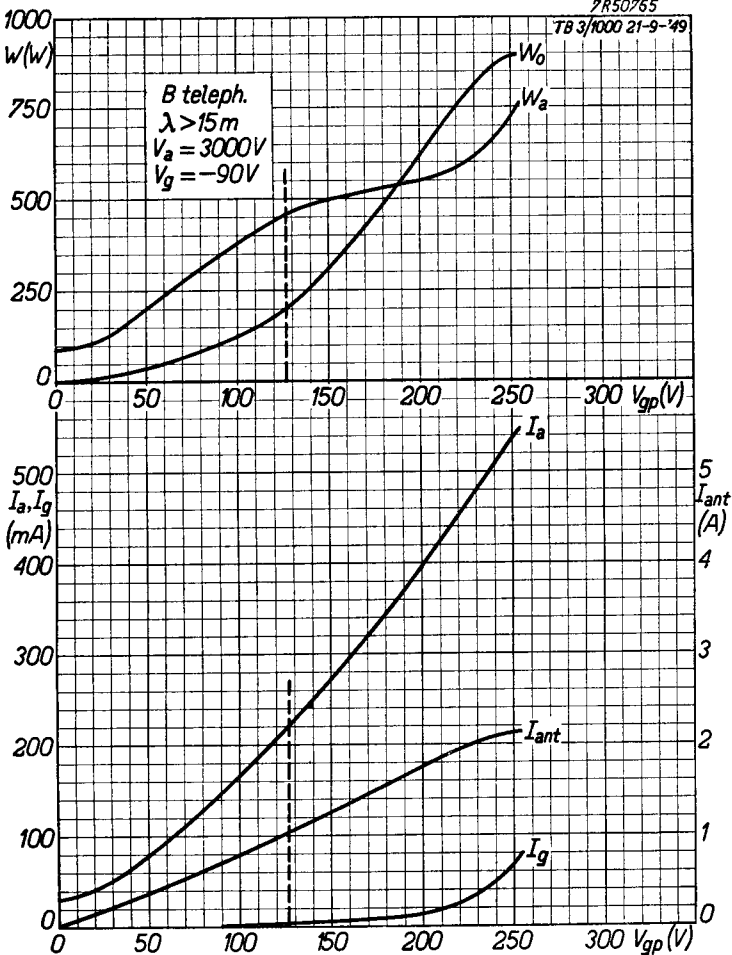


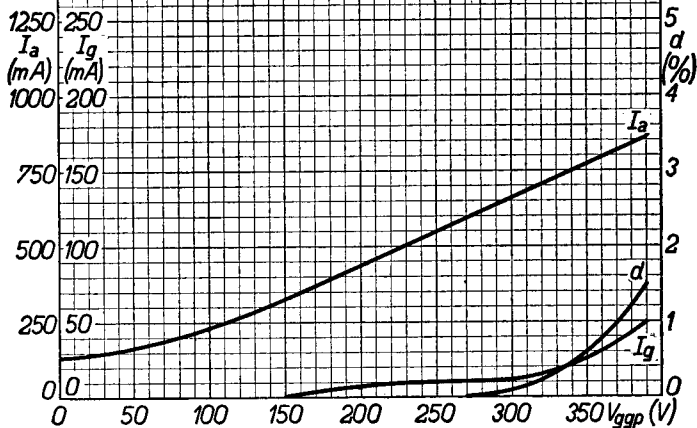
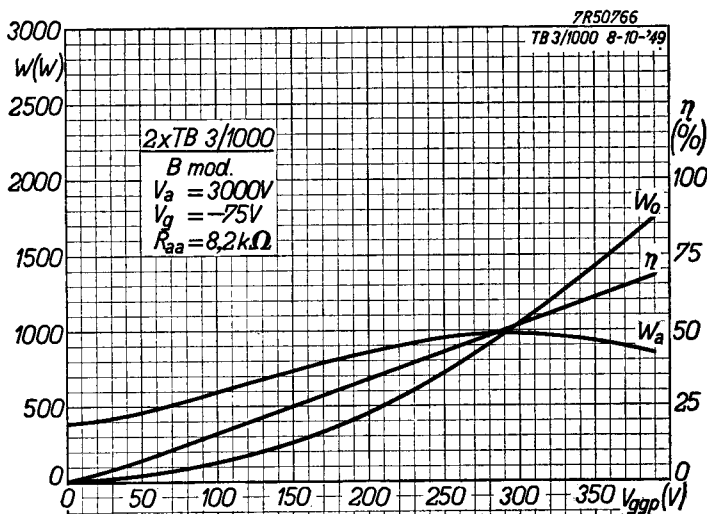
TB 3/1000

PHILIPS

7R50765

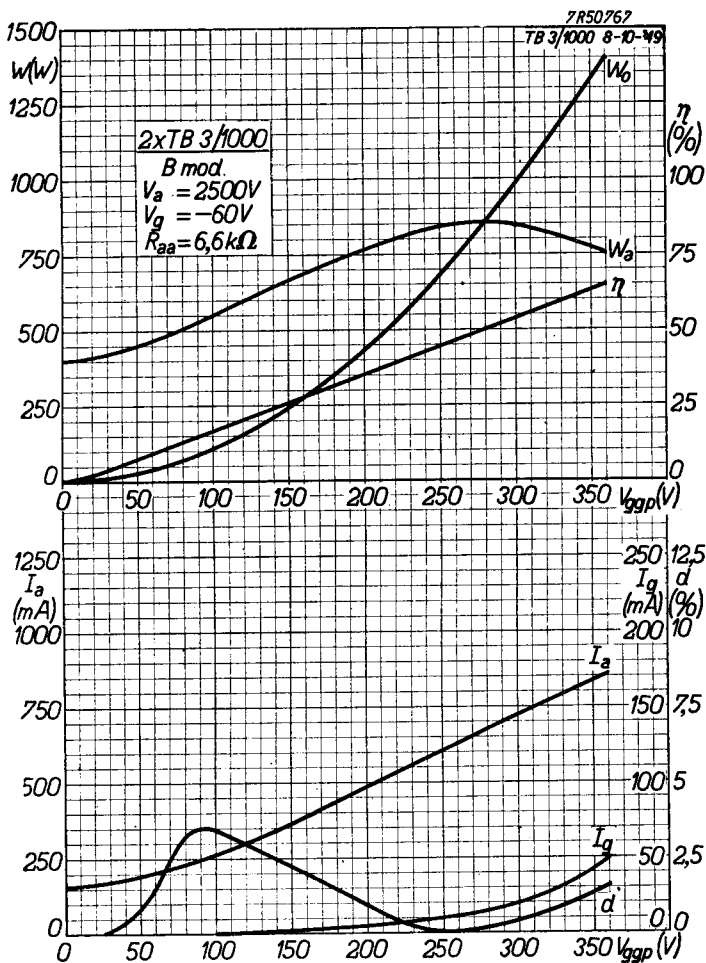
TB 3/1000 21-9-'49

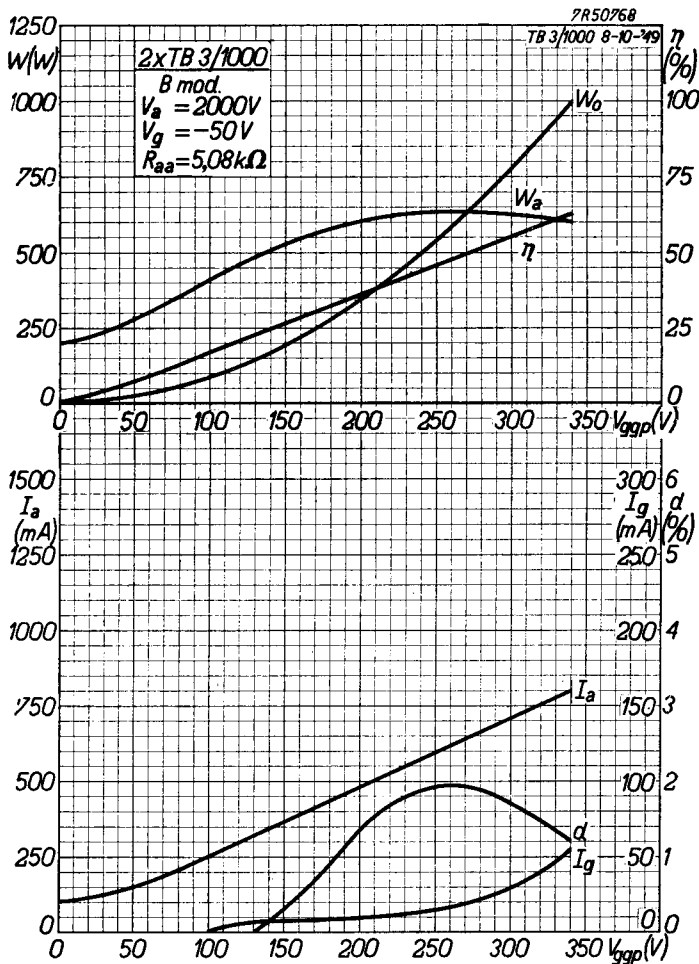




TB 3/1000

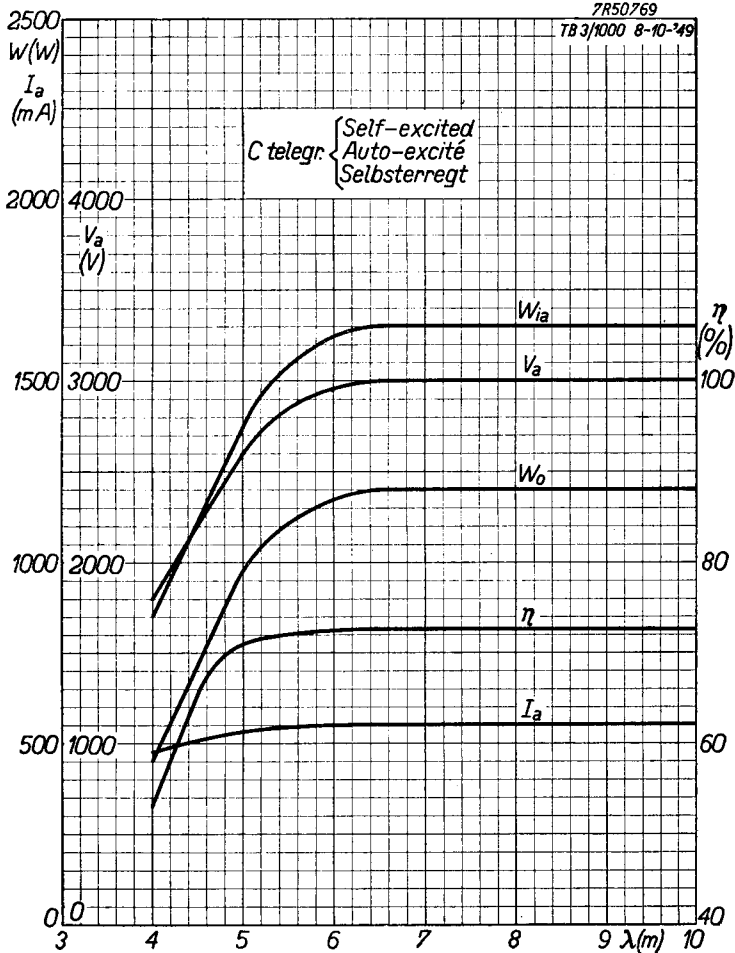
PHILIPS





7R50769

TB 3/1000 8-10-49



PHILIPS



*Electronic
Tube*

HANDBOOK

TB3/1000

page	sheet	date
1	1	1954.07.07
2	2	1954.07.07
3	3	1949.10.10
4	4	1949.10.10
5	A	1949.11.11
6	B	1949.11.11
7	C	1949.10.10
8	D	1949.10.10
9	E	1949.10.10
10	F	1949.10.10
11	FP	1999.11.19