



Toshiba
QUALITY SINCE 1875

TUBES ELECTRONIQUES
ELEKTRONENRÖHREN

TABLEAU DES TOSHIBA TUBES ELECTRONIQUES CARACTERISTIQUES
TABELLE DER TOSHIBA ELEKTRONENRÖHREN EIGENSCHAFTEN

Type Typ	Classes Klasse	Culot Socket	Cathode Kathode			U _a (V)	U _{g1} (V)	U _{g2} (V)	I _a (mA)	I _{g2} (mA)	R _i (KΩ)	S (mA/V)	μ	R _a (Ω)	P _a (W)	Note	Type américain Amerikanischer Typ	
			Chauf. Heizart	U _f (V)	I _f (A)													
DY70	Z	SM 1	dir.	1.25	0.2	U _p (V) 10000 max, I _p (mA) 5 max, I _o (mA) 0.25 max, f (c/s) 5000 min.											5642	
DY80	Z	No 24	dir.	1.25	0.2	U _p (V) 22000 max, I _p (mA) 45 max, I _o (mA) 0.5 max, f (kc) 300 max.											1X2B	
DY87	Z	No 65	ind.	1.4	0.55	U _p (V) 27000 max, I _p (mA) 40 max, I _o (mA) 0.88 max.											1S2A	
E91AA	A + A	Mi 19	ind.	6.3	0.3	U _p (V) 330 max, I _p (mA) 54 max, I _o (mA) 9 max.											par element pro element	5726 (6AL5)
E95F	F	Mi 29	ind.	6.3	0.175	120	Rk=200Ω	120	7.5	2.5	340	5000	—	—	—		5654 (6AK5)	
E180F	F	No 58	ind.	6.3	0.3	190	Rk=630Ω	160	13	3.3	90	16500	U _{bg1} =+9.0V		—	6688		
EAA91	A + A	Mi 19	ind.	6.3	0.3	U _p (V) 330 max, I _p (mA) 54 max, I _o (mA) 9 max.											par element pro element	6A L5
EB91	A + A	Mi 19	ind.	6.3	0.3	U _p (V) 330 max, I _p (mA) 54 max, I _o (mA) 9 max.											par element pro element	6A L5
EBC90	A + A + C	Mi 6	ind.	6.3	0.3	250	— 3	—	1.0	—	58	1200	70	Diode I _o 250 μAmax		par element pro element	6AT6	
EBC91	A + A + C	Mi 6	ind.	6.3	0.3	250	— 2	—	1.2	—	62.5	1600	100	Diode I _o 250 μAmax		par element pro element	6AV6	
EBF89	A + A + Fv-μu	No 5	ind.	6.3	0.3	U _p (V) 200 max, I _p (mA) 5 max, I _o (mA) 0.8 max.											diode	6DC8
EC90	C	Mi 50	ind.	6.3	0.15	250	— 8.5	—	10.5	—	7.7	2200	17			pentode	6C4	
EC94	C	Mi 35	ind.	6.3	0.225	80	Rk=150Ω	—	17.5	—	2.1	6500	13.5	—	—		6A F4A	
EC900	C	Mi 98	ind.	6.3	0.18	135	— 1	—	11.5	—	—	14500	72	—	—	thw=11.0sec.	6HA5	
ECC81	C + C	No 15	ind.	6.3 12.6	0.3 0.15	250	Rk=200Ω — 2.0	—	10.0	—	10.9	5500	60	—	—	par element pro element	12A T7	
ECC82	C + C	No 15	ind.	6.3 12.6	0.3 0.15	250 100	— 8.5 0	—	10.5 11.8	—	7.7 6.5	2200 3100	17 20			par element pro element	12A U7A	
ECC83	C + C	No 15	ind.	6.3 12.6	0.3 0.15	250 100	— 2.0 — 1.0	—	1.2 0.5	—	62.5 80.0	1600 1250	100 100	—	—	par element pro element	12A X7A	
ECC85	C + C	No 53	ind.	6.3	0.435	250	— 2.0	—	10	—	—	5900	57	—	—		6A Q8	
ECC88	C + C	No 53	ind.	6.3	0.365	90	— 1.3	—	15	—	—	12500	33	—	—		6D J8	
ECC91	C + C	Mi 15	ind.	6.3	0.45	100	Rk=50Ω	—	8.5	—	7.1	5300	38	—	—	thw=11.0sec. par element pro element	6J 6A	
ECC180	C + C	No 53	ind.	6.3	0.4	150	Rk=220Ω	—	9	—	5.9	6400	38	U _g =-10			6B Q7A	
ECC189	C + C	No 53	ind.	6.3	0.365	90	— 1.2	—	15	—	—	12500	—	—	—		6E S8	
ECF80	C + F	No 55	ind.	6.3	0.43	170 100	— 2 — 2	170	10 14	2.8	400	6200 5000	— 20	—	—	pentode triode	6B L8	
ECF82	C + F	No 55	ind.	6.3	0.45	125 125	— 1 — 1	110	9.5 13.5	3.5	200	5000 7500	— 40	—	—	thw=11.0sec. pentode triode	6U8A	
ECF86	C + F	No 95	ind.	6.3	0.34	170 100	— 1.2 — 3.0	150	10 14	3.3	350	12000 5500	(g1-g2) 70 17	—	—	pentode triode	6HG8	
ECF801	C + F	No 207	ind.	6.3	0.41	100 170	— 3 — 1.2	120	15 10	—	350	9000 11000	20 55	—	—	triode pentode	6G J7	
ECF802	C + F	No 55	ind.	6.3	0.43	200 100	— 2 — 1	100	3.5 6.0	—	400	3500 5500	70 47	—	—	triode pentode	6J W8	
ECH81	C + H	No 17	ind.	6.3	0.3	100 250	0 — 2	100	13.5 6.5	—	700	3700 2400	22 —	—	—	triode heptode	6A J8	
ECH84	C + H	No 200	ind.	6.3	0.3	50 135	0 0	—	3.0 1.7	—	—	3700 2200	50 —	—	—	triode heptode thw=14sec.	6J X8	
ECL80	C + L	No 18	ind.	6.3	0.3	200 100	— 8 0	200	17.5 8.0	3.3	150	3300 1900	— 20	11000	1.4	thw=14.0sec.	6A B8	
ECL82	C + L	No 63	ind.	6.3	0.78	100 170 200 100 100	— 6 — 11.5 — 16 — 1 0	100 170 200	26 41 35	5 8 7	15 16 20	6800 7500 6400 1900 2500	— — — 70 70	3900 3900 5600	1.05 3.3 3.52	pentode triode	6BM8	

Type Typ	Classes Klasse	Culot Socket	Cathode Kathode			U _a (V)	U _{g1} (V)	U _{g2} (V)	I _a (mA)	I _{g2} (mA)	R _i (KΩ)	S (mA/V)	μ	R _a (Ω)	P _a (W)	Note	Type américain Amerikanischer Typ	
			Chauf. Heizart	U _f (V)	I _f (A)													
ECL84	C+L	No 74	ind.	6.3	0.72	200 220	-1.7 -3.4	220	3.0 18.0	3.0	150	4000 10000	65	—	—	triode pentode	6DX8	
ECL85	C+L	No 96	ind.	6.3	0.9	100 170	-0.8 -15	170	5.0 41	2.7	7.6 25	6500 7500	50	—	—	triode pentode	6GV8	
ECL86	C+L	No 84	ind.	6.3	0.7	250 250 250	-1.7 -7 Rk=170Ω	250 250	1.2 36† 36†	5.5† 5.5†	45	1600 10000	100 g ₁ -g ₂ 21	—	7000	4.2	triode pentode	6GW8
EF80	F	No 7	ind.	6.3	0.3	250	-3.5	250	10	2.8	650	6800	—	—	—	—	6BX6	
EF93	Fv-mu	Mi 28	ind.	6.3	0.3	250	Rk=68Ω	100	11.0	4.2	1000	4400	—	—	—	—	6BA6	
EF94	F	Mi 28	ind.	6.3	0.3	250	Rk=68Ω	150	10.6	4.3	1000	5200	—	—	—	thw=11.0 sec.	6AU6A	
EF95	F	Mi 29	ind.	6.3	0.175	180	Rk=180Ω	120	7.7	2.4	500	5100	—	—	—	—	6AK5	
EF183	Fv-mu	No 7	ind.	6.3	0.3	200	-2	90	12	4.5	500	12500	—	Eg3=0	—	thw=14 sec.	6EH7	
EF184	F	No 7	ind.	6.3	0.3	200	-2.5	200	10	4.1	350	15000	—	—	—	thw=14 sec.	6EJ7	
EH90	H	Mi 31	ind.	6.3	0.3	100	U _{g3} =-1 =0	U _{g2} U _{g4} =30	1	I _{g2} =I _{g4} =1.3	1000	(g ₁ -a) 1100	—	—	—	thw=11.0 sec.	6CS6	
EK90	H	Mi 31	ind.	6.3	0.3	250 100	U _{g3} =-1.5 =-1.5	100 100	2.9 2.6	6.8 7.0	1000 400	475 455	Osc	I _{g1} =0.5 mA R _{g1} =20 KΩ	—	—	—	6BE6
EL84	L	No 20	ind.	6.3	0.76	250	-7.3	250	48.0†	5.5†	38	11300	—	5200	5.7	—	6BQ5	
EL86	L	No 20	ind.	6.3	0.76	170	-12.5	170	70 †	5 †	(Approx.) 23	10000	—	2400	5.6	—	6CW5	
EL90	L	Mi 30	ind.	6.3	0.45	250	-12.5	250	45.0†	4.5†	52	4100	—	5000	4.5	thw=11.0 sec.	6AQ5A	
EL500	L	Mn 1	ind.	6.3	1.38	75	-10	200	440	37	—	—	—	—	—	—	6GB5	
EZ80	Z+Z	No 27	ind.	6.3	0.6	AC Utr - 350 Vac, I _o =90 mA dc										6V4		
EZ81	Z+Z	No 27	ind.	6.3	1.0	U _p (V) 1000 max, I _p (mA) 450 max, I _o (mA) 150 max, U _{tr} (V) 350 max.										6CA4		
EZ90	Z+Z	Mi 33	ind.	6.3	0.6	U _p (V) 1250 max, I _p (mA) 210 max, U _{tr} (V) 325, I _o (mA) 70 max.										6X4		
GZ34	Z+Z	Oc 54	ind.	5.0	1.9	U _p (V) 1700 max, I _p (mA) 825 max, I _o (mA) (c) 250 max.										5AR4		
HBC91	A+A+C	Mi 6	ind.	12.6	0.15	250	-2	—	1.2	—	62.5	1600	100	Diode I _o 250 μA max.	—	—	par element pro element	12AV6
HCC85	C+C	No 53	ind.	17.5	0.15	200	-2.1	—	10	—	—	5800	48	—	—	—	17EW8	
HCH81	C+H	No 17	ind.	12.6	0.15	250 100	-2 0	100	6.5 13.5	3.8	700	2400 3700	— 22	—	—	heptode triode	12AJ7	
HF93	Fv-mu	Mi 28	ind.	12.6	0.15	250	Rk=68Ω	100	11.0	4.2	1000	4400	—	—	—	—	12BA6	
HF94	F	Mi 28	ind.	12.6	0.15	250	Rk=68Ω	150	10.6	4.3	1000	5200	—	—	—	—	12AU6	
HK90	H	Mi 31	ind.	12.6	0.15	250 100	U _{g3} =-1.5 =-1.5	100 100	2.9 2.6	6.8 7.0	1000 400	475 455	Osc	I _{g1} =0.5 mA, R _{g1} =20 kΩ	—	—	12BE6	
HL92	L	Mi 30	ind.	50	0.15	120	8.0	110	49†	4 †	10	7500	—	2500	2.3	—	50C5	
HY90	Z	Mi 34	ind.	35.0	0.15	U _p (V) 330 max, I _p (mA) 660 max, I _o (mA) 100 max.										35W4		
PC900	C	Mi 98	ind.	3.9	0.3	135	-1	—	11.5	—	—	14500	72	—	—	thw=11.0 sec.	4HA5	
PCC85	C+C	No 53	ind.	9.0	0.3	100	-1.0	—	5.0	—	—	5000	50	—	—	thw=14 sec.	9AQ8	
PCC88	C+C	No 53	ind.	7.0	0.3	90	-1.3	—	15	—	—	12500	33.0	—	—	thw=14 sec.	7DJ8	
PCC189	C+C	No 53	ind.	7.2	0.3	90	-1.2	—	15	—	—	12500	—	—	—	thw=14 sec	7ES8	
PCF80	C+F	No 55	ind.	9.0	0.3	170 100	-2 -2	170	10 14	2.8	400	6200 5000	— 20	—	—	pentode triode thw=14 sec	9A8	

Type Typ	Classes Klasse	Culot Socket	Cathode Kathode			U _a (V)	U _{g1} (V)	U _{g2} (V)	I _a (mA)	I _{g2} (mA)	R _i (KΩ)	S (mA/V)	μ	R _a (Ω)	P _a (W)	Note	Type américain Amerikanischer Typ
			Chauf. Heizart	U _f (V)	I _f (A)												
PCF82	C+F	No 55	ind.	9.45	0.3	125 125	-1 -1	110	9.5 13.5	35	200	5000 7500	40	—	—	pentode triode	9U8A
PCF86	C+F	No 95	ind.	7.6	0.3	170 100	-1.2 -3.0	150	10 14	3.3	350	12000 5500	(g1-g2) 70 17	—	—	pentode triode thw=14 sec	7HG8
PCF801	C+F	No 207	ind.	8.5	0.3	100 170	-3 -1.2	120	15 10	3.0	350	9000 11000	20 55 (g2-g1)	—	—	triode pentode thw=14 sec	8G J 7
PCF802	C+F	No 55	ind.	9.0	0.3	200 100	-2 -1	100	3.5 6.0	1.7	400	3500 5500	70 47 (g1-g2)	—	—	triode pentode thw=14 sec	9 J W 8
PCL82	C+L	No 63	ind.	16.0	0.3	200 100	-16 0	200	35 3.5	7.0	20	6400 2500	70	5600	3.5	pentode triode thw=14 sec	16A8
PCL84	C+L	No 74	ind.	15	0.3	220 220	-3.4 -1.7	220	18 3	3.0	150	10000 4000	65	—	—	pentode triode thw=14 sec	15DQ8
PCL85	C+L	No 96	ind.	18.0	0.3	170 100	-15 -0.8	170	41 5	2.7	25	7250 6500	(g1-g2) 7 50	—	—	pentode triode thw=14 sec	18GV8
PCL86	C+L	No 84	ind.	14.5	0.3	250 250	-1.7 Rk=170Ω	250	1.2 36 †	5.5 †	45	1600 10000	100 21 (g1-g2)	—	—	triode pentode thw=14 sec	14GW8
PL36	L	Oc 98	ind.	25	0.3	100	-7.7	100	100 †	7 †	5.3	14000	—	—	—	thw=14 sec	25E5
PL84	L	No 20	ind.	15	0.3	170	-12.5	170	70 †	5.0 †	23	10000	8 (g1-g2)	2400	5.6	thw=14 sec	15CW5
PL500	L	Mn 1	ind.	27	0.3	75	-10	200	440	37	—	—	—	—	—	thw=14 sec	27GB5
PY88	Y	No 29	ind.	30	0.3	U _p (V) 6000 max, I _p (mA) 550 max. I _o (mA) 220 max.									thw=14 sec	30AE3	

Toshiba fabrique les tubes électroniques qui répondent aux besoins des toutes les branches de l'industrie électronique.

L'emploi des dernières découvertes techniques nous permet de créer constamment une nouvelle gamme de produits pour mieux servir nos clients.

Quelques 500 sortes de tubes actuellement mis en vente pourront toujours satisfaire votre commande.

Toshiba stellt Elektronenröhren her, dass die Anforderungen aller Gebiete der elektronischen Industrie erfüllen.

Die Benutzung der modernen technischen Erfindungen erlaubt uns, stetig neue Erzeugnisse für unsere Kunden zu schaffen.

Ungefähr 500 Röhrentypen, die gegenwärtig vorhanden sind, können immer Ihre Wünsche genügen.

Sens des abreviations par lettres Buchstaben-kennzeichen

ind. à chauffage indirect
Indirekt geheizt
dir. à chauffage direct
Direkt geheizt
chauf. chauffage
† Zero signal
Null signal

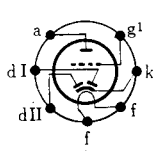
A Diode de haute fréquence
Hochfrequenzdiode
C Triode de réception
Empfängertriode
F Penthode ou tétrode HF à penta fixe
Hochfrequenzpentode oder Tetrode
Fv-mu Penthode ou tétrode HF à pente variable.
Regelbare Hochfrequenzpentode oder Tetrode

H Heptode (Hexode)
Heptode (Hexode)
Y Booster diode
Schalterdiode
Z Tube redresseur
Gleichrichterröhre
μ Coefficient d'amplification
Verstärkungsfaktor

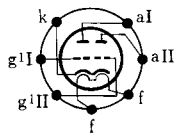
TUBE IMAGE DE TELEVISION RECTANGULAIRE RECHTECKIGE FERNSEHBILDRÖHRE

Type Typ	dimensions Abmessungen (mm)			Angle de deviation Ablenkungswinkel	Diameter Diameter (mmφ)	Chauffage Heizung		Note
	diagonale diagonale	largeur largeur	hauteur hohe			U _f (V)	I _f (A)	
310DB4	310	274	222	110°	28	6.3	0.3	
310XB4	310	250	196	110°	20	4.2	0.45	
230DB4	227	183	143	90°	20	12.6	0.075	Tube Image de Transister Télévision. Bildröhre für Transister Fernseh
280DB4	278	223	177	90°	20	12.6	0.075	"
310LB4	310	250	196	110°	20	12.6	0.075	"
400KB22	348	313	246	70°	50.8	6.3	0.9	Tube Image de Télévision en couleurs. Farb Fernseh Bildröhre.

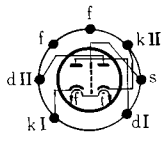
Connexions du culot Sockelanschlüsse



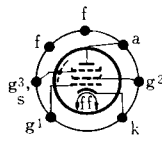
EBC90 HBC91
EBC91
Mi 6



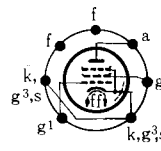
ECC91
Mi 15



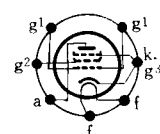
E91AA
EB91
Mi 19



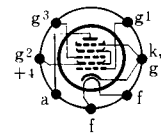
EF93 EF94
HF93 HF94
Mi 28



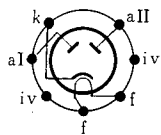
E95F
EF95
Mi 29



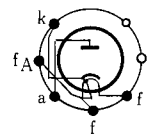
HL92
EL90
Mi 30



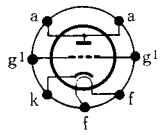
HK90 EK90
EH90
Mi 31



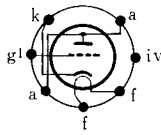
EZ90
Mi 33



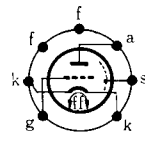
HY90
Mi 34



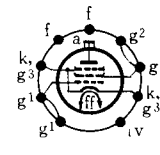
EC94
Mi 35



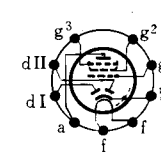
EC90
Mi 50



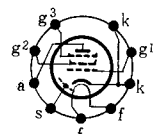
EC900
PC900
Mi 98



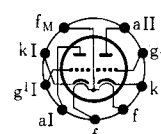
EL500
PL500
Mn 1



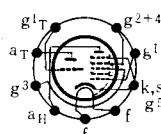
EBF89
No 5



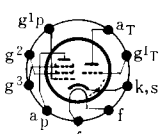
EF80 EF184
EF183
No 7



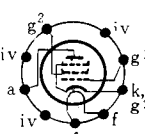
ECC81 ECC83
ECC82
No 15



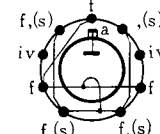
ECH81
HCH81
No 17



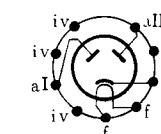
ECL80
No 18



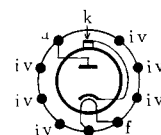
EL84 EL86
No 20



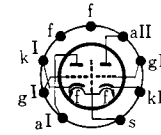
DY80
No 24



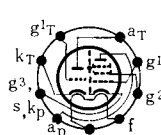
EZ80 EZ81
No 27



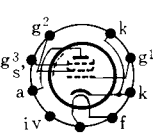
PY88
No 29



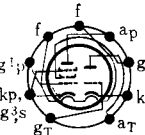
ECC85 HCC85
ECC88 PCC85
ECC180 PCC88
ECC189 PCC189
No 53



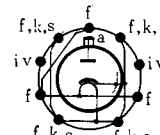
ECF80 PCF82
ECF82 PCF802
PCF80 ECF802
No 55



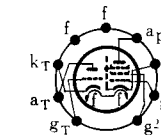
E180F
No 58



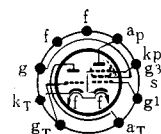
ECL82
PCL82
No 63



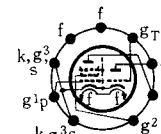
Dy 87
No 65



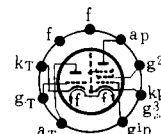
ECL84
PCL84
No 74



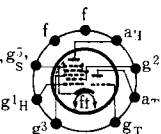
PCL86
ECL86
No 84



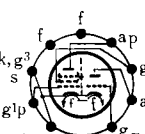
ECF86
PCF86
No 95



ECL85
PCL85
No 96



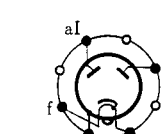
ECH84
No 200



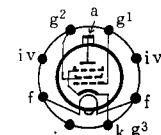
ECF801
PCF801
No 207



DY70
SM 1



GZ34
Oc 54



PL36
Oc 98

Mi Miniature
Mn Magnoval

No Noval
SM Subminiature

Oc Oktal

HALFIN
Michel Wlams
michael@halfin.com
 t +322 209 2031
 f +322 218 6998
www.halfin.com



TOKYO SHIBAURA ELECTRIC CO., LTD.

International Division :

1-1, Uchisaiwai-cho, Chiyoda-ku, Tokyo, Japan

Cable: TOSHIBA TOKYO