

ALL DC, AC & RF VOLTAGES TAKEN WITH VTVM


12AT	112	0	11	31AC	31AC	0	2	31AC
PRE-AMP								
DRIVER	290	0	11	31AC	31AC	0	2	31AC
MOD. TRANS								
MASTER XTAL								
MIXER								
CATH. FOLL.								
MID. RECT.								
AF MODULATOR								

OPERATION
 *RF VOLTAGES ARE TAKEN UNDER
 CONDITIONS

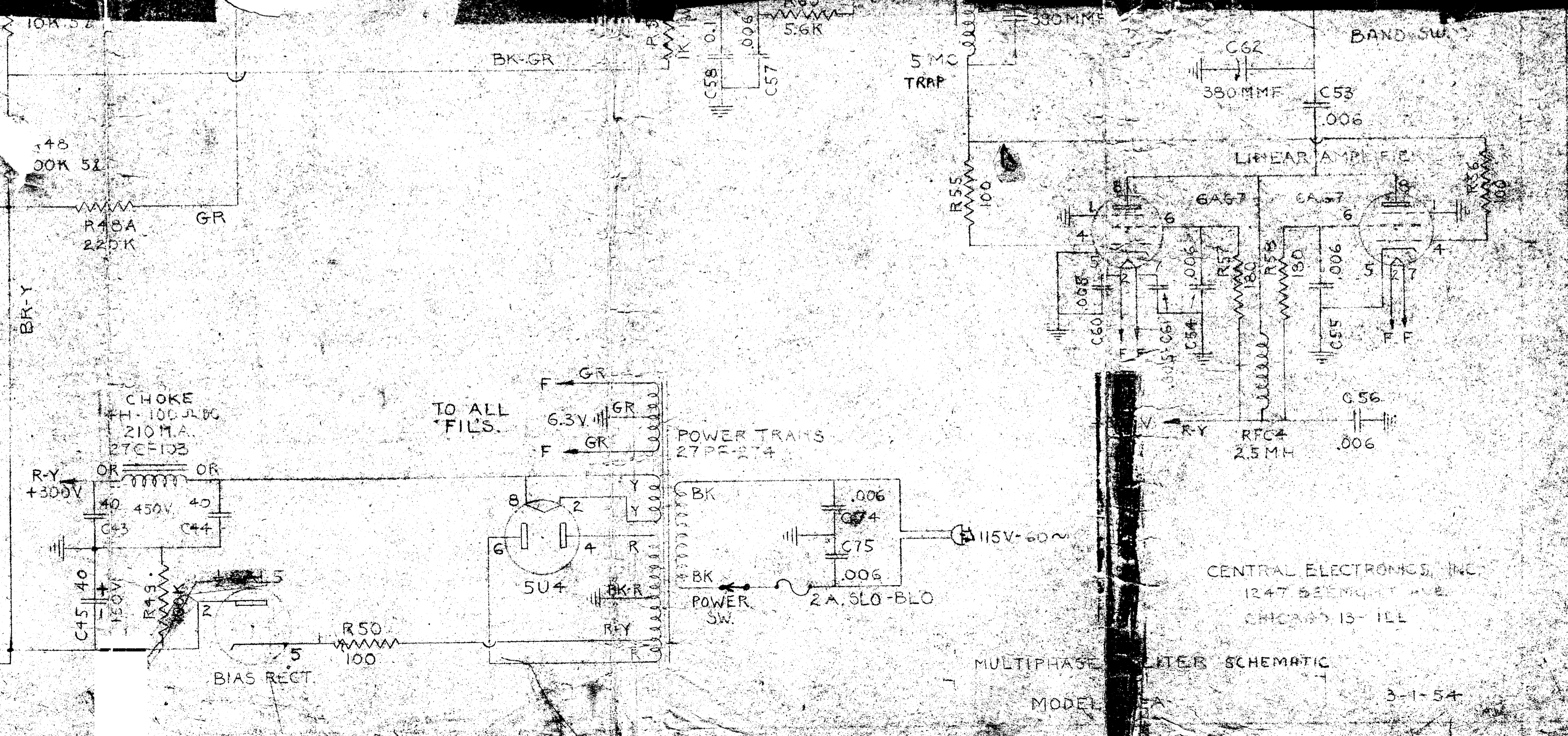
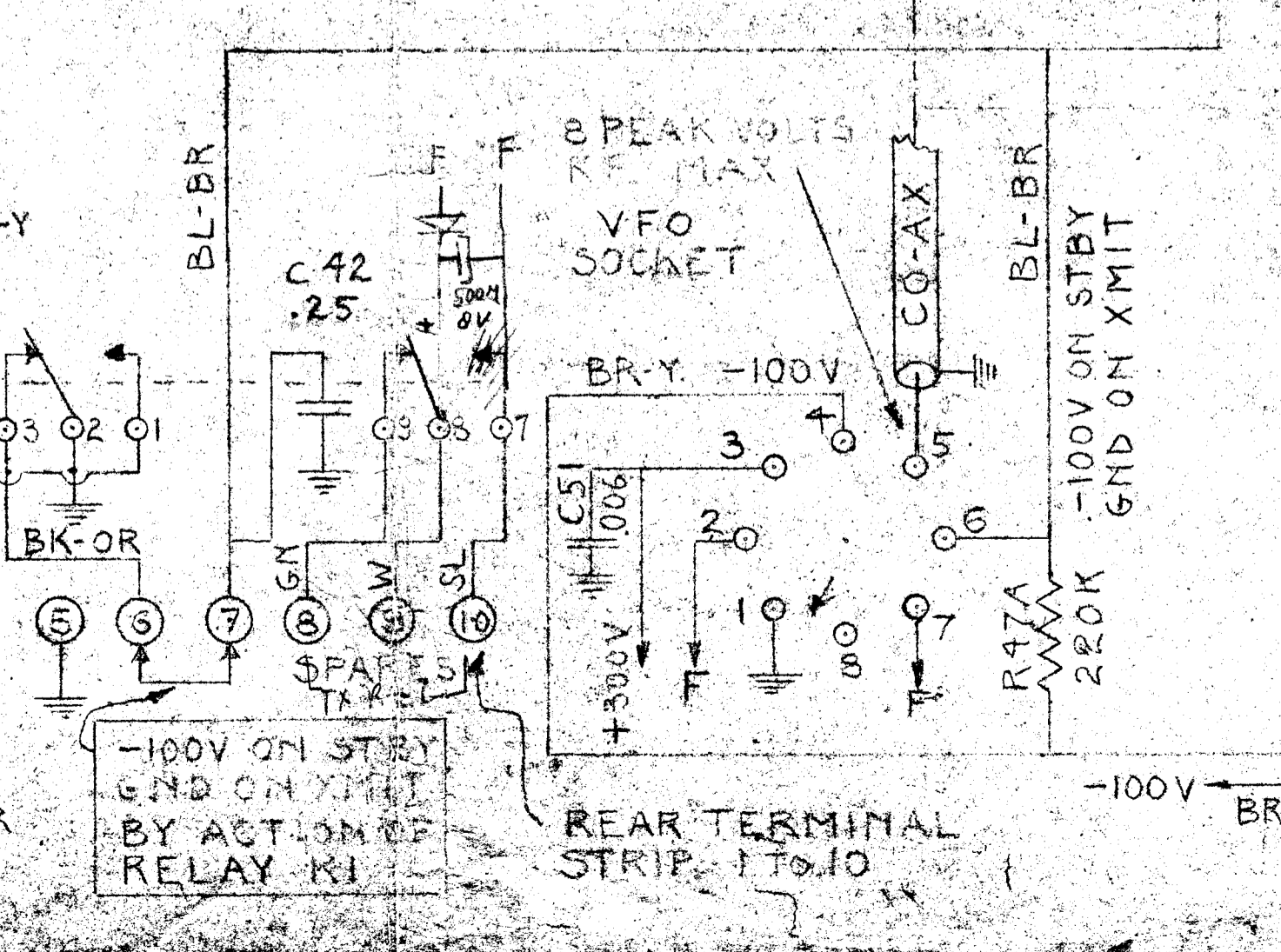
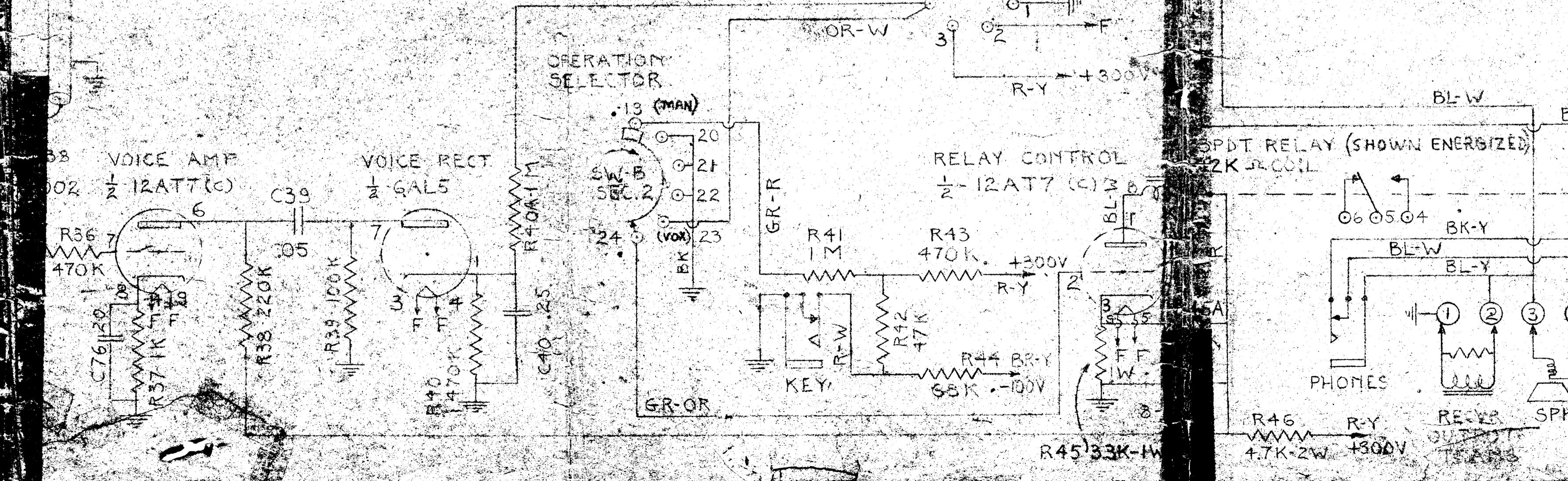
TERMINAL NUMBERS 1-9
 9 PIN PLUG IN. PS-1
 CASE SHIFT NETWORK

116 RES	36	32	12
2-6A67*	0	31AC	300
POWER AMP	112	0	230
12AT (C)			
VOICE AMP	165	26	27
RELAY CONTROL			
6AL5			
VOICE RECT	-15	-110	31AC
BIAS RECT			
6E5			
RF IND	31AC	255	32
5U4-G	0	315DC	0
HV RECT	15AC	350	2

*IF XTAL STOPS OSC TURN
 LI SLUG



RESISTORS
 1/2 WATT EXCEPT
 WHERE NOTED
 IN SOME UNITS A
 .0069 IS USED IN
 PLACE OF .0068
 SWITCHES ARE COMMON
 FROM REAR - SEC. 1
 IS NEXT TO PANEL



CENTRAL ELECTRONICS, INC.
 1247 BEECHMOUNT AVE.
 CHICAGO 13- ILL.
 MULTIPHASE
 MODEL
 3-1-54